




SOUTH AFRICA WINE

discover diversity in a glass

INDUSTRY OVERVIEW

WINE PRODUCTION 2023 (estimate)

↓ GRAPES CRUSHED
1.18 m
TONNES
-14.2%



↓ WINE PRODUCED
917 m
LITRES
-14.2%
755 m litres wine,
162 m litres other products

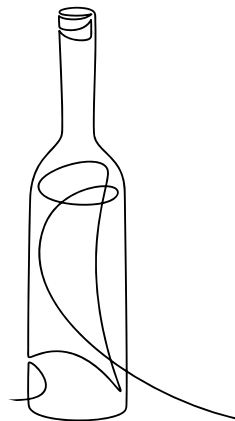
WINE SALES 2022

↑ TOTAL SALES
R31.7 bn
+8.9%

EXPORTS 46% VOLUME

↓ VOLUME
386.4
MILLION LITRES
-5.2%

↓ VALUE
R10.0 bn
-2.8%



↑ **18 M**
GLASSES
of South African wine are enjoyed
world wide every day (125ml glass)

LOCAL 54% VOLUME

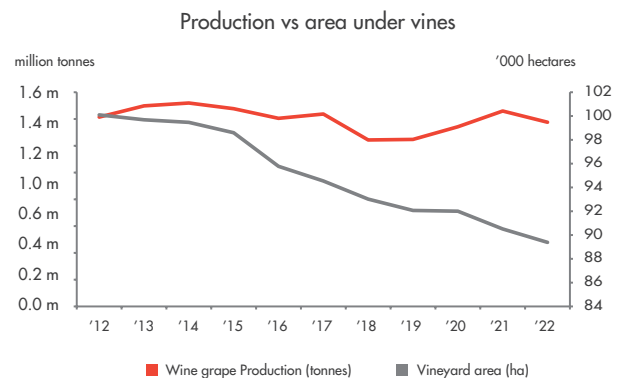
↑ VOLUME
453.4
MILLION LITRES
+15.8%

↑ VALUE
R21.8 bn
+15.3%

COMPOSITION 2012-2022

↓ PRODUCERS
2 487
-4.9%

↓ CELLARS
524
-2.2%



CONTRIBUTION 2019

55 bn
contribution to
GDP (1.1%)

269 096
employees in the
entire value-chain

80 183
farm and cellar
employees

